

# Limited Term Pool

## Monthly Report

October 31, 2016



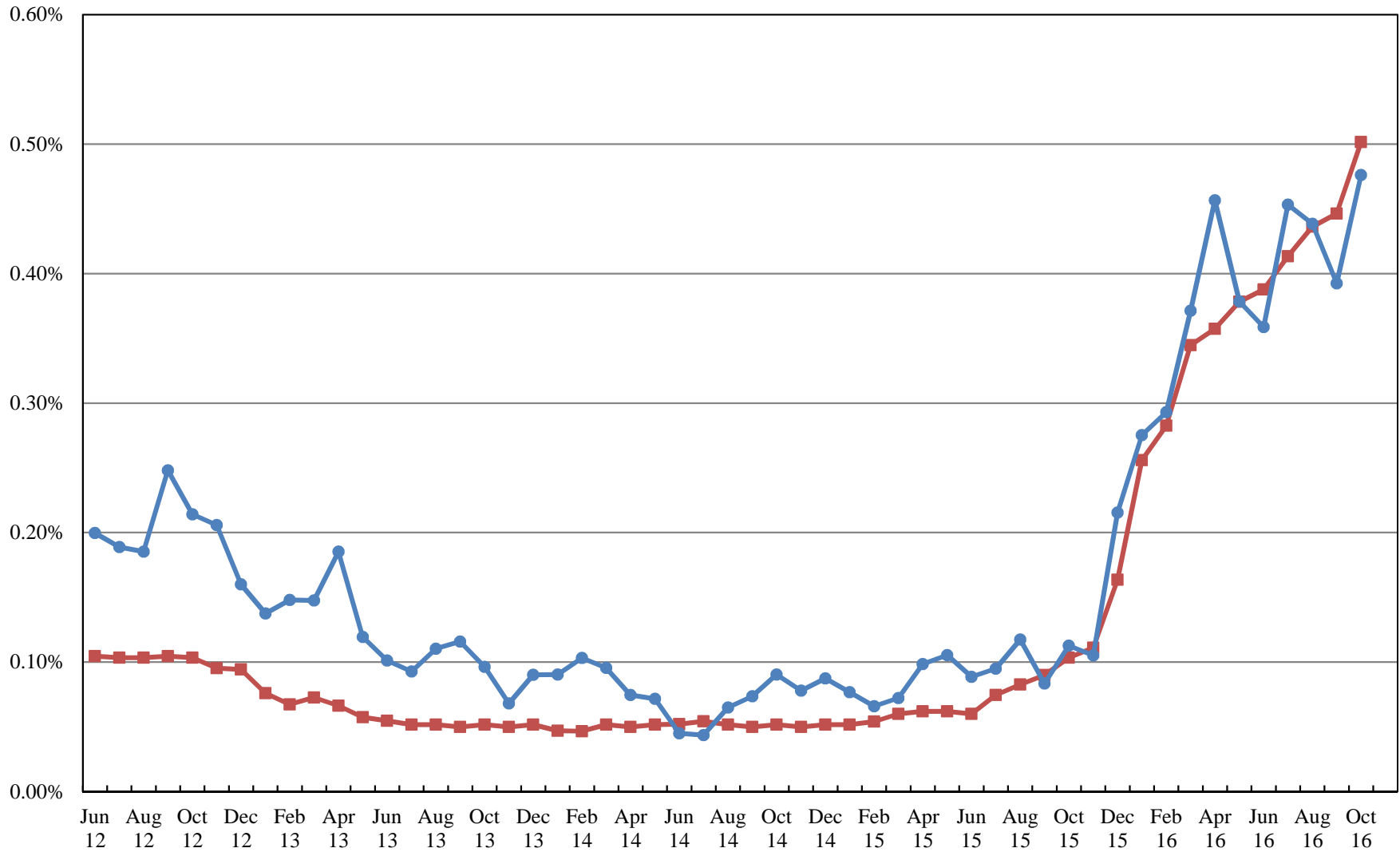
The Office of Financial Management manages the Limited Term Pool as if it were a Money Market Mutual Fund. This is a report that provides the monthly disclosures required by the rules that are in accordance with such funds.



Commonwealth of Kentucky  
William M. Landrum III, Secretary,  
Finance and Administration Cabinet

# LIMITED TERM POOL MONTHLY PERFORMANCE

Local Government Investment Pool  
Limited Term Pool



LIMITED TERM POOL  
AS OF OCTOBER 31, 2016

Category of Investment / Issuer	Cusip	Coupon	Effective Maturity	Final Maturity	Principal	Amortized Cost
<b>Financial Company Commercial Paper</b>						
American Honda Finance	02665JLU2	0.00	11/28/2016	11/28/2016	25,000,000.00	24,989,125.00
Bank of Tokyo	06538BM59	0.00	12/5/2016	12/5/2016	25,000,000.00	24,979,694.50
Cooperatieve RaboBank	21687APF4	0.00	2/15/2017	2/15/2017	25,000,000.00	24,917,555.50
Lloyds Bank PLC	53943RLW7	0.00	11/30/2016	11/30/2016	25,000,000.00	24,985,500.00
Royal Bank of Canada	78009AN67	0.00	1/6/2017	1/6/2017	25,000,000.00	24,961,041.75
Swedbank	87019RM60	0.00	12/6/2016	12/6/2016	25,000,000.00	24,979,583.25
					<u>150,000,000.00</u>	<u>149,812,500.00</u>
<b>Certificate of Deposit</b>						
Bank of Montreal Chicago	06427KAY3	1.05	3/23/2017	3/23/2017	25,000,000.00	25,000,000.00
Canadian Imperial Bank	13606AA24	0.86	12/7/2016	12/7/2016	25,000,000.00	25,000,000.00
Sumitomo Mitsui Trust	86564EDT0	0.00	1/27/2017	1/27/2017	25,000,000.00	25,000,000.00
Toronto Dominion Bank	89113WAW6	0.00	11/15/2016	11/15/2016	25,000,000.00	25,000,000.00
					<u>100,000,000.00</u>	<u>100,000,000.00</u>
<b>Government Agency Debt</b>						
FHLB	313385DL7	0.00	3/24/2017	3/24/2017	50,000,000.00	49,912,611.00
					<u>50,000,000.00</u>	<u>49,912,611.00</u>
<b>Investment Company</b>						
Fidelity Prime Mny Mkt	31607A208	0.00	11/1/2016	11/1/2016	150,000,000.00	150,000,000.00
JP Morgan Prime Mny Mkt	4812A0367	0.00	11/1/2016	11/1/2016	125,000,000.00	125,000,000.00
Morgan Stanley Prime Mny Mkt	61747C715	0.00	11/1/2016	11/1/2016	125,000,000.00	125,025,000.00
State Street Mny Mkt	85749P101	0.00	11/1/2016	11/1/2016	135,000,000.00	135,010,000.00
					<u>535,000,000.00</u>	<u>535,035,000.00</u>
<b>Other Commercial Paper</b>						
Exxon Mobil Corp	30229AM63	0.00	12/6/2016	12/6/2016	25,000,000.00	24,988,576.50
General Electric Co	36960LMC6	0.00	12/12/2016	12/12/2016	20,000,000.00	19,989,294.40
Province of Ontario	68323JLF0	0.00	11/15/2016	11/15/2016	25,000,000.00	24,995,236.00
Toyota Motor Corp	89233GM86	0.00	12/8/2016	12/8/2016	25,000,000.00	24,979,444.50
					<u>95,000,000.00</u>	<u>94,952,551.40</u>
<b>Government Agency Repurchase Agreement</b>						
BNP Paribas	N/A	0.35	11/1/2016	11/1/2016	100,000,000.00	100,000,000.00
Scotia	N/A	0.33	11/1/2016	11/1/2016	200,000,000.00	200,000,000.00
Clinton Bank	N/A	0.55	11/30/2016	11/30/2016	3,400,000.00	3,400,000.00
United Cumberland Bank	N/A	0.55	11/30/2016	11/30/2016	2,500,000.00	2,500,000.00
Bank of Columbia	N/A	0.55	11/30/2016	11/30/2016	250,000.00	250,000.00
Bank of Jamestown	N/A	0.55	11/30/2016	11/30/2016	4,000,000.00	4,000,000.00
Bank of McCreary	N/A	0.63	6/30/2017	6/30/2017	1,500,000.00	1,500,000.00
Traditional Bank	N/A	0.45	11/1/2016	11/1/2016	30,000,000.00	30,000,000.00
Traditional Bank	N/A	0.40	11/1/2016	11/1/2016	75,000,000.00	75,000,000.00
					<u>416,650,000.00</u>	<u>416,650,000.00</u>
<b>Other Municipal Debt</b>						
City of Monroe, MI	611101LZ7	0.98	5/1/2017	5/1/2017	705,000.00	705,000.00
Inter-Pool Borrowings	N/A	0.33	11/1/2016	11/1/2016	228,401,327.03	228,401,327.03
					<u>229,106,327.03</u>	<u>229,106,327.03</u>
<b>Treasury Debt</b>						
Treasury Bill	912796KJ7	0.00	2/23/2017	2/23/2017	50,000,000.00	49,925,504.00
Treasury Note	912828K66	0.50	4/30/2017	4/30/2017	50,000,000.00	50,001,900.50
					<u>100,000,000.00</u>	<u>99,927,404.50</u>
					<u>1,675,756,327.03</u>	<u>1,675,396,393.93</u>

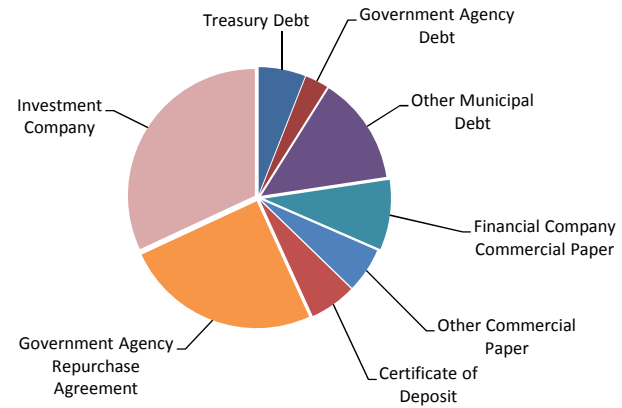
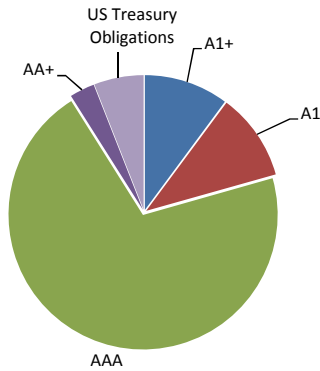
**LIMITED TERM POOL RATING AND SECTOR DISTRIBUTIONS  
AS OF OCTOBER 31, 2016**

**CREDIT RATING DISTRIBUTION**

	Book Value	as % of Total
<b>Short Term Ratings</b>		
A1+	\$169,893,176.40	10.14%
A1	\$175,576,875.00	10.48%
Subtotal	<u>\$345,470,051.40</u>	20.62%
<b>Long Term Ratings</b>		
AAA	\$1,180,086,327.03	70.44%
AA+	\$49,912,611.00	2.98%
AA	\$0.00	0.00%
AA-	\$0.00	0.00%
A+	\$0.00	0.00%
A	\$0.00	0.00%
A-	\$0.00	0.00%
Subtotal	<u>\$1,229,998,938.03</u>	73.42%
US Treasury Obligations	\$99,927,404.50	5.96%
<b>Grand Total</b>	<u><u>\$1,675,396,393.93</u></u>	<b>100.00%</b>

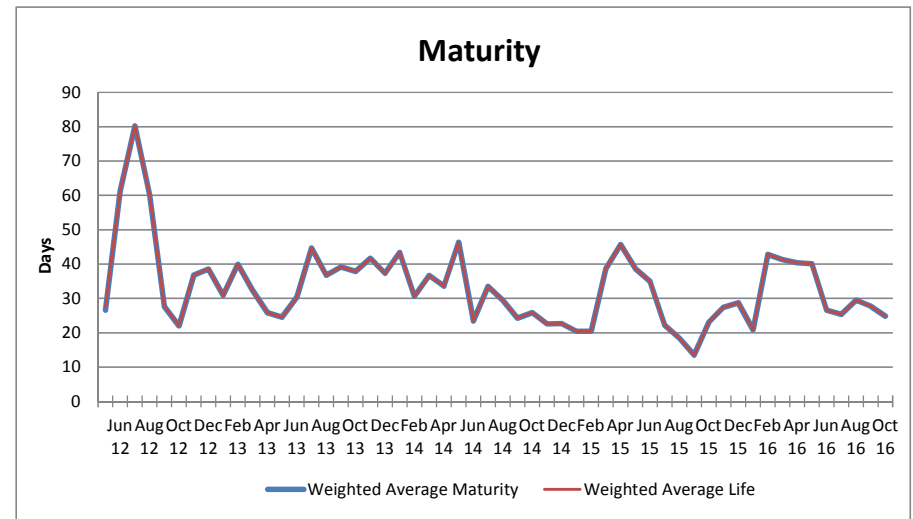
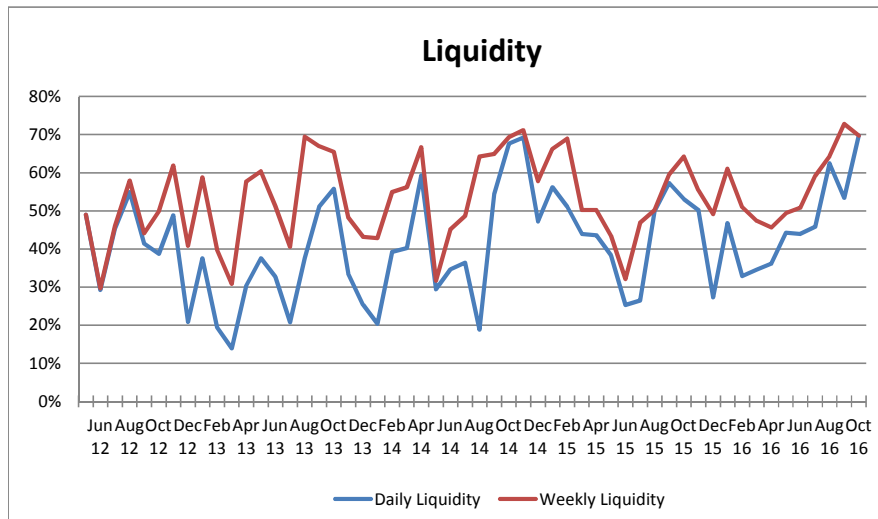
**SECTOR DISTRIBUTION**

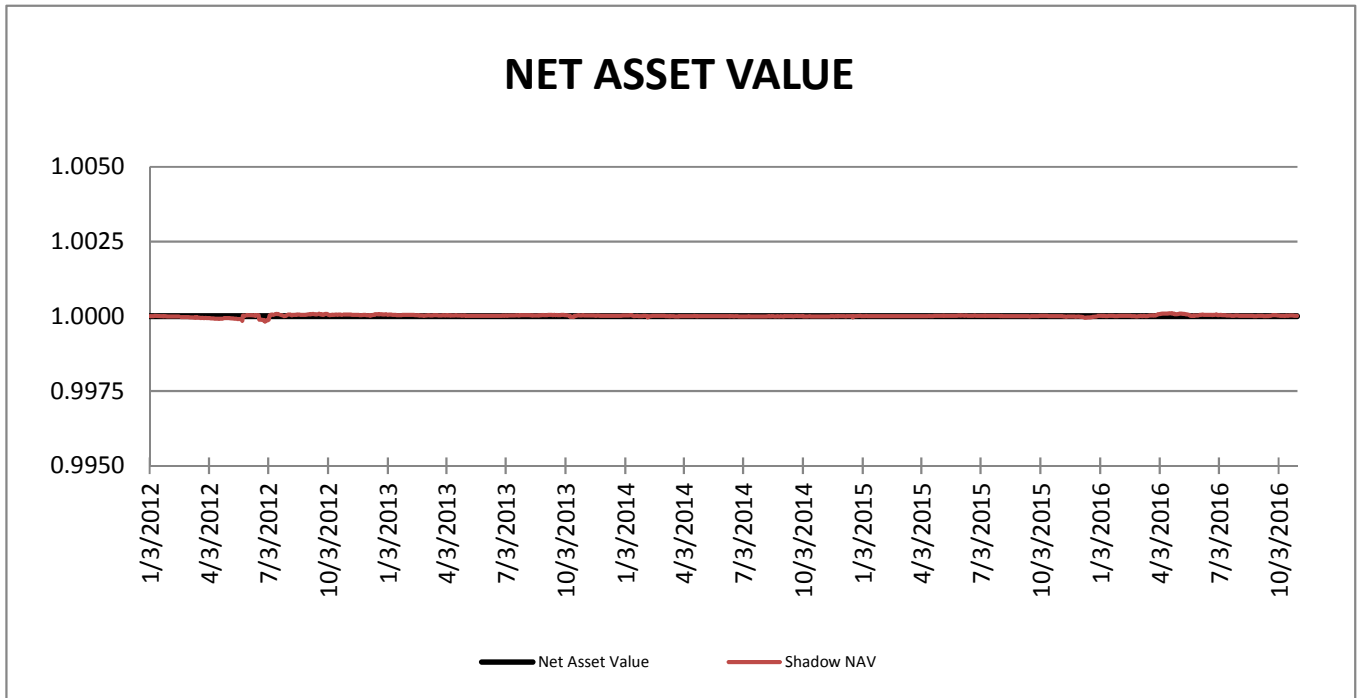
	Book Value	as % of Total
Treasury Debt	\$99,927,404.50	5.96%
Government Agency Debt	\$49,912,611.00	2.98%
Variable Rate Demand Note	\$0.00	0.00%
Other Municipal Debt	\$229,106,327.03	13.67%
Financial Company Commercial Paper	\$149,812,500.00	8.94%
Asset Backed Commercial Paper	\$0.00	0.00%
Other Commercial Paper	\$94,952,551.40	5.67%
Certificate of Deposit	\$100,000,000.00	5.97%
Structured Investment Vehicle Note	\$0.00	0.00%
Treasury Repurchase Agreement	\$0.00	0.00%
Government Agency Repurchase Agreement	\$416,650,000.00	24.87%
Insurance Company Funding Agreement	\$0.00	0.00%
Investment Company	\$535,035,000.00	31.93%
<b>Grand Total</b>	<u><u>\$1,675,396,393.93</u></u>	<b>100.00%</b>



**LIMITED TERM POOL LIQUIDITY AND MATURITY  
AS OF OCTOBER 31, 2016**

	10/31/2016	Last 3 Months	FYTD	YTD	1 Year	Since Inception
Weighted Average Maturity	24.87	27.38	26.89	31.96	31.31	34.13
Weighted Average Life	24.87	27.38	26.89	31.96	31.31	34.16
Daily Liquidity	69.73%	61.88%	57.85%	46.98%	45.62%	41.46%
Weekly Liquidity	69.72%	68.93%	66.48%	57.11%	56.31%	53.48%





If the divergence between the NAV and the Shadow NAV exceed 0.0025 the SIC will be notified.

If the divergence between the NAV and the Shadow NAV exceeds 0.005, the fund has "broken the buck"

To date, the maximum divergence has been 0.000182